

Grades K-2





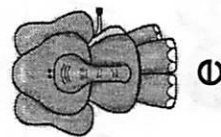
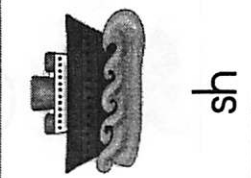

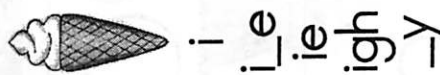
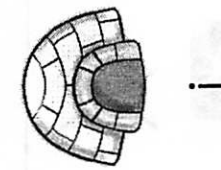
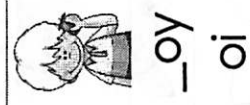
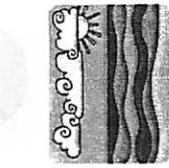
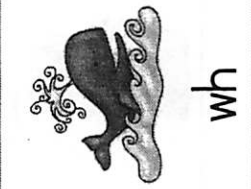


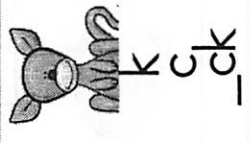
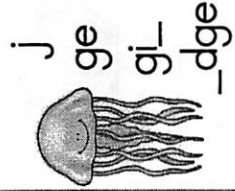

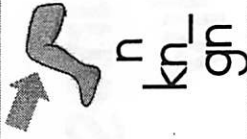
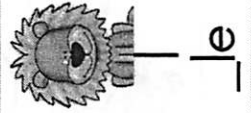
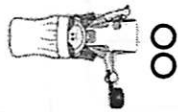






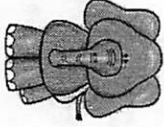




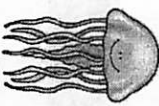
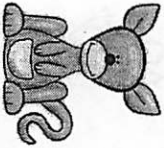









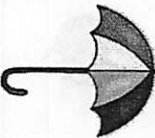





**HEALTHY CITIES  
TUTORING**

Handouts Presentation  
Grades K-2  
Shannon Logie

Tutor Orientation and Training  
October 16, 2019

Healthy Cities Tutoring  
(650) 508-7327  
[healthycitiestutoring.org](http://healthycitiestutoring.org)



 Aa	 Bb	 Cc	 Dd	 Ee	 Ff	 Gg
 Hh	 Ii	 Jj	 Kk	 Ll	 Mm	 Nn
 Oo	 Pp	 Qq	 Rr	 Ss	 Tt	 Uu
 Vv	 Ww	 Xx	 Yy	 Zz	<div> <div>My</div> <div>Alphabet</div> <div>Sound Helper</div> </div>	

## WHAT CAN I SAY WHEN....

### My child does not know a word?

- Nothing. (Give your child a few seconds to give it a try first)
- Use the picture to help.
- Re-read the sentence up to the word and try those sounds.
- "What would make sense?"
- Skip it and read on. (Return to the word at the end of the sentence)
- "Could it be \_\_\_\_\_?" Check to see if it is right.

### My child misreads a word?

- "Did that make sense?"
- "Did that sound right?"
- "Do those letters match with the word you said?"
- "Try that again."
- "Could it be \_\_\_\_\_?"  
Check to see if it is right

## WHAT CAN I SAY WHEN....

### My child does not know a word?

- Nothing. (Give your child a few seconds to give it a try first)
- Use the picture to help.
- Re-read the sentence up to the word and try those sounds.
- "What would make sense?"
- Skip it and read on. (Return to the word at the end of the sentence)
- "Could it be \_\_\_\_\_?" Check to see if it is right.

### My child misreads a word?

- "Did that make sense?"
- "Did that sound right?"
- "Do those letters match with the word you said?"
- "Try that again."
- "Could it be \_\_\_\_\_?"  
Check to see if it is right

## WHAT CAN I SAY WHEN....





### My child does not know a word?

- Nothing. (Give your child a few seconds to give it a try first)
- Use the picture to help.
- Re-read the sentence up to the word and try those sounds.
- "What would make sense?"
- Skip it and read on. (Return to the word at the end of the sentence)
- "Could it be \_\_\_\_\_?" Check to see if it is right.

### My child misreads a word?

- "Did that make sense?"
- "Did that sound right?"
- "Do those letters match with the word you said?"
- "Try that again."
- "Could it be \_\_\_\_\_?"  
Check to see if it is right

# Things Good Readers Do...

<p>Does it make sense?</p>  <p>The <u>happy</u> ran down the road.</p>	<p>Skip it and read on, go back and fill it in.</p>  <p>He p____ the cat.</p>	<p>Take a running start.</p> 	<p>Look at the pictures!</p> 	<p>S-t-r-e-t-c-h Out the sounds.</p> <p>“b-a-t”</p>
<p>Use the sound chart to solve hard words.</p> <p>oa “ocean” sound l_e “Ice cream” sound ue “moon” sound -tion/-sion ending</p>	<p>Look for smaller words inside.</p> <p>For example: <u>ball</u> <u>heroic</u> <u>pictograph</u></p>	<p>Look for endings and blends.</p> <p>For example: <u>play</u><u>ing</u> <u>hike</u><u>r</u> <u>bring</u></p>	<p>Think, and correct yourself if it didn’t sound right!</p> <p>The <u>house</u> was happy.</p>	<p>Use the alphabet sounds.</p> 